




























Bar Graphs



Distribution	Range 1	Range 2	Range 3	Range 4
Bar Graphs 	26	40	95	100
Bar Graphs 	56	65	87	100
Bar Graphs 	19	41	80	100
Bar Graphs 	5	29	46	100
Bar Graphs 	27	52	96	100
Bar Graphs 	24	44	70	100
Bar Graphs 	48	72	89	100
Bar Graphs 	34	50	97	100
Bar Graphs 	17	33	62	100
Bar Graphs 	14	66	92	100
Bar Graphs 	26	40	95	100
Bar Graphs 	56	65	87	100
Bar Graphs 	19	41	80	100
Bar Graphs 	5	29	46	100
Bar Graphs 	27	52	96	100
Bar Graphs 	24	44	70	100
Bar Graphs 	48	72	89	100
Bar Graphs 	34	50	97	100
Bar Graphs 	17	33	62	100
Bar Graphs 	14	66	92	100
Bar Graphs 	5	29	46	100
Bar Graphs 	27	52	96	100
Bar Graphs 	24	44	70	100
Bar Graphs 	48	72	89	100
Bar Graphs 	34	50	97	100
Bar Graphs 	17	33	62	100
Bar Graphs 	14	66	92	100